

**NEW**

# **GMB** **AVAILABLE NOW**

**2020 MAY**

## **NEW ITEMS**

### **■ WATER PUMP**





**MITSUBISHI**

**GWM-107A**

**GWM-108A**



# MITSUBISHI

PART NO.	APPLICATION GUIDE			
<p><b>GWM-107A</b></p> <p>1300A094</p>	<p>4G63</p>	<p>ZINGER</p>	<p>(2008 - 2014)</p>	<div style="text-align: center;">  </div> <div style="text-align: center;">  </div>
<p><b>GWM-108A</b></p> <p>ME990370 ME230379</p>	<p>4D33</p>	<p>CANTER</p>	<p>FE</p> <p>(2012 - )</p>	<div style="text-align: center;">  </div> <div style="text-align: center;">  </div>