

Water Pump

How to distinguish between genuine product and fake product by examination of packaging

1 Check the special printing on the front of the individual box


CHECK POINT ▶ Special printing

Although it is difficult to see from right in front, you can see the lithophane of the water pump which was made by special printing when looking at the light reflected by changing angle.

As it is a transparent coating, it is not normally visible. However, pattern will clearly appear when light hits it. It is easy to distinguish the fake product package because this pattern has not been printed.



Pattern is not normally visible



You can see the pattern by changing angle of view



Fake product package doesn't have pattern printing

2 Check the pattern size and logo size


CHECK POINT ▶ Logo size

Patterns of the water pump are printed on the solid red background of the lid, side and back of individual box. In the case of genuine products, the pattern size is unified for each product series. In addition, although GMB logos are dotted on the box, logo size will not change depending on the size of the box.


In the case of the water pump, we have unified patterns with a width of **18 mm**.

Fake product's pattern size is depending on the size of individual box, and the logo size is not 18 mm.

We believe that fake product printing is using the data which scanned from the genuine box and imitating by enlarging or reducing it according to the size of the box.



Even if the size of individual box is different, the size of pattern is the same



The size of GMB logo is unified with an actual size of 18 mm